



# You'll love notifications with Checkmk!

May 20, 2025 - Live from Paulaner am Nockherberg, Munich



**Tanja Hohenstatt**

Team Lead UX Design  
Checkmk GmbH

I  complexity

**Complexity =**  
**Power + Flexibility**

Checkmk  
notifications are  
very complex!



Setting up  
notifications is  
very hard

# 6 out of 9

testers **failed** to create a  
notification rule that would  
work as expected

# 0%

realized, that they made a  
mistake

# How should you troubleshoot this?

Complexity =  
Hard to use?

Complexity !=  
Hard to use

Keep complexity,  
but make it **easy**  
to use

# Introducing: The **new** Checkmk Notifications



# The Notification Hub

# Notifications

Setup > Events > Notifications

No pending changes

Notifications

Related

Display

Help

Find on this page ...



## Notification overview

### Failed notifications



2

[View failed notifications](#)

### Total sent notifications

2

[Last 7 days](#)

### Core status of notifications

✔ Notifications enabled on 1 of 1 site

### Optimize notifications

#### Balance short-term spikes

Delay host notifications ..... 0  
Delay service notifications ..... 0  
Flap detection settings for hosts ..... 0  
Flap detection settings for services ..... 0  
Maximum number of check attempts for host ..... 0  
Maximum number of check attempts for service ..... 0

#### Restrict generation of notifications

Enable/disable notifications for hosts ..... 0  
Enable/disable notifications for services ..... 0  
Notified events for hosts ..... 1  
Notified events for services ..... 0

#### Monitor

Check notification number per contact ..... 0

### Supporting rules

#### Escalations

Periodic notifications during host problems ... 0  
Periodic notifications during service problem: 0

#### Time dependencies

Notification period for hosts ..... 0  
Notification period for services ..... 0

#### Contact groups

Assignment of hosts to contact groups ..... 1  
Assignment of services to contact groups .... 0

## Global notification rules

#	Actions	Method	Effect	Bulk	Description	Contacts	Conditions
0		HTML Email			HTML email to all contacts about service/host status changes	• all contacts of the notified object	> <b>2 conditions</b>

# Notifications

Setup > Events > Notifications

No pending changes

Notifications   Related   Display   Help

Find on this page ...



## Notification overview

### Failed notifications

2

[View failed notifications](#)

### Total sent notifications

2

[Last 7 days](#)

### Optimize notifications

#### Balance short-term spikes

Delay host notifications ..... 0  
Delay service notifications ..... 0  
Flap detection settings for hosts ..... 0  
Flap detection settings for services ..... 0  
Maximum number of check attempts for host ..... 0  
Maximum number of check attempts for service ..... 0

#### Restrict generation of notifications

Enable/disable notifications for hosts ..... 0  
Enable/disable notifications for services ..... 0  
Notified events for hosts ..... 1  
Notified events for services ..... 0

#### Monitor

Check notification number per contact ..... 0

### Supporting rules

#### Escalations

Periodic notifications during host problems .. 0  
Periodic notifications during service problem: 0

#### Time dependencies

Notification period for hosts ..... 0  
Notification period for services ..... 0

#### Contact groups

Assignment of hosts to contact groups ..... 1  
Assignment of services to contact groups .... 0

### Core status of notifications

✓ Notifications enabled on 1 of 1 site

## Global notification rules

#	Actions	Method	Effect	Bulk	Description	Contacts	Conditions
0		HTML Email			HTML email to all contacts about service/host status changes	• all contacts of the notified object	> 2 conditions

## ✓ Master control

Notifications



Service checks



Host checks



Flap detection



Performance data



Alert handlers



## Core status of notifications

 Notifications disabled on 1 of 1 site

Sites	Notification core status
uxtest	 Disabled via master control

# Notifications

Setup > Events > Notifications

No pending changes

Notifications Related Display Help

Find on this page ...



## Notification overview

### Failed notifications

2

[View failed notifications](#)

### Total sent notifications

2

[Last 7 days](#)

### Core status of notifications

Notifications enabled on 1 of 1 site

### Optimize notifications

#### Balance short-term spikes

Delay host notifications ..... 0  
Delay service notifications ..... 0  
Flap detection settings for hosts ..... 0  
Flap detection settings for services ..... 0  
Maximum number of check attempts for host ..... 0  
Maximum number of check attempts for service ..... 0

#### Restrict generation of notifications

Enable/disable notifications for hosts ..... 0  
Enable/disable notifications for services ..... 0  
Notified events for hosts ..... 1  
Notified events for services ..... 0

#### Monitor

Check notification number per contact ..... 0

### Supporting rules

#### Escalations

Periodic notifications during host problems .. 0  
Periodic notifications during service problem: 0

#### Time dependencies

Notification period for hosts ..... 0  
Notification period for services ..... 0

#### Contact groups

Assignment of hosts to contact groups ..... 1  
Assignment of services to contact groups .... 0

## Global notification rules

#	Actions	Method	Effect	Bulk	Description	Contacts	Conditions
0		HTML Email			HTML email to all contacts about service/host status changes	• all contacts of the notified object	> 2 conditions

# Setting up a new Notification rule





checkmk



Monitor



Customize



Setup



Help



User



Sidebar

## Add notification rule

Setup &gt; Events &gt; Notifications &gt; Add notification rule

No pending changes

**Notification rule** Display Help ⌵ ✖ ⬆

Guided mode

Overview mode

1

### Triggering events

Define any events you want to be notified about.

Specific events

All events

✕ Host events ⓘ

✕ State change ▾ From Any ▾ to DOWN ▾

✕ State change ▾ From Any ▾ to UP ▾

➕ Add event

✕ Service events ⓘ

✕ State change ▾ From Any ▾ to CRIT ▾

✕ State change ▾ From Any ▾ to WARN ▾

✕ State change ▾ From Any ▾ to OK ▾

➕ Add event

☐ Event Console alerts

⬇ Next step: Specify host/services



1

Triggering events

Define any events you want to be notified about.

Specific eventsAll events

X

Host events ⓘ

X

State change ▾

From

Any ▾

to

DOWN ▾

X

State change ▾

From

Any ▾

to

UP ▾

+

Add event

X

Service events ⓘ

X

State change ▾

From

Any ▾

to

CRIT ▾

X

State change ▾

From

Any ▾

to

WARN ▾

X

State change ▾

From

Any ▾

to

OK ▾

+

Add event

Event Console alerts

+

Next step: Specify host/services

2

Filter for hosts/services

Apply filters to specify which hosts and services are affected by this notification rule.

3

Notification method (plug-in)

What should be sent out?

4

Recipient

Who should receive the notification?

5

Sending conditions

Specify when and how notifications are sent based on frequency, timing, and content criteria.

6

General properties

Make your rule more recognizable with a meaningful description and other metadata. Note: Notification rules take effect immediately without "Activate changes".

## Add notification rule

Setup > Events > Notifications > Add notification rule

No pending changes

Notification rule Display Help

Guided mode

Overview mode

### 1 Triggering events

Define any events you want to be notified about.

Specific events

All events

✕ Host events ⓘ

✕ State change ▾

From Any ▾ to DOWN ▾

✕ State change ▾

From Any ▾ to UP ▾

+ Add event

✕ Service events ⓘ

✕ State change ▾

From Any ▾ to CRIT ▾

✕ State change ▾

From Any ▾ to WARN ▾

✕ State change ▾

From Any ▾ to OK ▾

+ Add event

Event Console alerts

### 2 Filter for hosts/services

Apply filters to specify which hosts and services are affected by this notification rule.

> Host filters

> Service filters

> Contact group filters ⓘ

> General filters

### 3 Notification method (plug-in)

What should be sent out?

Notification effect

Send notification

Suppress all previous

HTML Email ▾

Select parameters

Please select an element (required) ▾

+ Create

Bulk notification

### 4 Recipient

Who should receive the notification?



checkmk



Monitor



Customize



Setup



Help



User



Sidebar

## Add notification rule

Setup > Events > Notifications > Add notification rule

No pending changes

Notification rule Display Help ⌵ ✖ ⬆

Guided mode

Overview mode

1

### Triggering events

Define any events you want to be notified about.

Specific events

All events

✖ Host events ⓘ

✖ State change ▾ From Any ▾ to DOWN ▾

✖ State change ▾ From Any ▾ to UP ▾

➕ Add event

✖ Service events ⓘ

✖ State change ▾ From Any ▾ to CRIT ▾

✖ State change ▾ From Any ▾ to WARN ▾

✖ State change ▾ From Any ▾ to OK ▾

➕ Add event

☐ Event Console alerts

⬇ Next step: Specify host/services

Notifications are sent only for event types defined by the 'Notified events for hosts' ruleset

Host events



- State change (1) From: Avg (1) to: 20000 (1)
- State change (1) From: Avg (1) to: 200 (1)
- Add event
- Service events (1)
- State change (1) From: Avg (1) to: 20000 (1)
- State change (1) From: Avg (1) to: 20000 (1)
- State change (1) From: Avg (1) to: 200 (1)
- Add event

Event Console  
alerts

Next step: Specify notification



checkmk



Monitor



Customize



Setup



Help



User



Sidebar

# Add notification rule

Setup &gt; Events &gt; Notifications &gt; Add notification rule

No pending changes

**Notification rule** Display Help ⌵ ✖ ⬆

Guided mode

Overview mode

1

## Triggering events

Define any events you want to be notified about.

Specific events

All events

✖ Host events ⓘ

✖ State change ▾ From Any ▾ to DOWN ▾

✖ State change ▾ From Any ▾ to UP ▾

➕ Add event

✖ Service events ⓘ

✖ State change ▾ From Any ▾ to CRIT ▾

✖ State change ▾ From Any ▾ to WARN ▾

✖ State change ▾ From Any ▾ to OK ▾

➕ Add event

☐ Event Console alerts

⬇ Next step: Specify host/services

# Step 1: Triggering events

If the "Rings of Power" hosts and their services

➡ are experiencing problems, are recovering from them, or are starting/ending a host downtime,

send an email notification

to the Fellowship of the Ring (and Gollum)

during office hours (9 to 5).



checkmk



Monitor



Customize



Setup



Help



User



Sidebar

# Add notification rule

Setup > Events > Notifications > Add notification rule

No pending changes

Notification rule Display Help ⌵ ✖ ⬆

Guided mode Overview mode

## 1 Triggering events

Define any events you want to be notified about.

Specific events All events

✖ Host events ⓘ ✖ State change ▾ From Any ▾ to DOWN ▾

✖ State change ▾ From Any ▾ to UP ▾

+ Add event

✖ Service events ⓘ ✖ State change ▾ From Any ▾ to CRIT ▾

✖ State change ▾ From Any ▾ to WARN ▾

✖ State change ▾ From Any ▾ to OK ▾

+ Add event

☐ Event Console alerts

⬇ Next step: Specify host/services



checkmk



Monitor



Customize



Setup



Help



User



Sidebar

## Add notification rule

Setup &gt; Events &gt; Notifications &gt; Add notification rule

No pending changes

Notification rule Display Help



Guided mode

Overview mode

### 1 Triggering events

Define any events you want to be notified about.

Specific events

All events

\* Host events i

X State change From Any to DOWN

X State change From Any to UP

X Please choose

+ State change

\* Service events i

X Start or end of downtime CRIT

X Acknowledgement of problem WARN

X Start or end of flapping state OK

+ Alert handler execution

☐ Event Console alerts

Next step: Specify host/services





checkmk



Monitor



Customize



Setup



Help



User



Sidebar

## Add notification rule

Setup > Events > Notifications > Add notification rule

No pending changes

Notification rule Display Help   

Guided mode

Overview mode


1





### Triggering events

Define any events you want to be notified about.



Specific events


All events



 Host events 





 State change  From Any  to DOWN 





 State change  From Any  to UP 



 Start or end of downtime 


 Add event

 Service events 

 State change  From Any  to CRIT 

 State change  From Any  to WARN 

 State change  From Any  to OK 

 Add event

☐ Event Console alerts

 Next step: Specify host/services



checkmk



Monitor



Customize



Setup



Help



User



Sidebar

## Add notification rule


Setup &gt; Events &gt; Notifications &gt; Add notification rule

No pending changes

**Notification rule** Display Help   

### 2 Filter for hosts/services

Apply filters to specify which hosts and services are affected by this notification rule.

[> Host filters](#)[> Service filters](#)[> Contact group filters](#) [> General filters](#)[↓ Next step: Notification method \(plug-in\)](#)[↑ Back](#)

### 3 Notification method (plug-in)

What should be sent out?

### 4 Recipient

Who should receive the notification?

### 5 Sending conditions

Specify when and how notifications are sent based on frequency, timing, and content criteria.

### 6 General properties

Make your rule more recognizable with a meaningful description and other metadata. Note: Notification rules take effect immediately.

## Step 2: Filter for hosts/services

- ➡ If the "Rings of Power" hosts
  - ✅ are experiencing problems, are recovering from them, or are starting/ending a host downtime,
    - send an email notification
    - to the Fellowship of the Ring (and Gollum)
    - during office hours (9 to 5).



checkmk



Monitor



Customize



Setup



Help



User



Sidebar

# Add notification rule

Setup > Events > Notifications > Add notification rule

No pending changes

Notification rule Display Help ⌵ ✖ ⬆

2

## Filter for hosts/services

Apply filters to specify which hosts and services are affected by this notification rule.

> Host filters

> Service filters

> Contact group filters ⓘ

> General filters

⬇ Next step: Notification method (plug-in) ⬆ Back

3

## Notification method (plug-in)

What should be sent out?

4

## Recipient

Who should receive the notification?

5

## Sending conditions

Specify when and how notifications are sent based on frequency, timing, and content criteria.

6

## General properties

Make your rule more recognizable with a meaningful description and other metadata. Note: Notification rules take effect immediately.



checkmk



Monitor



Customize



Setup



Help



User



Sidebar

## Add notification rule

Setup &gt; Events &gt; Notifications &gt; Add notification rule

No pending changes

**Notification rule** Display Help   


### 2 Filter for hosts/services

Apply filters to specify which hosts and services are affected by this notification rule.


#### ▼ Host filters

☐ Host tags☐ Host labels ☐ Host groups☐ Hosts☐ Exclude hosts

> Service filters

> Contact group filters 

> General filters

 Next step: Notification method (plug-in) Back

### 3 Notification method (plug-in)

What should be sent out?



checkmk



Monitor



Customize



Setup



Help



User



Sidebar

## Add notification rule

Setup > Events > Notifications > Add notification rule

No pending changes

Notification rule

Display

Help



### 2 Filter for hosts/services

Apply filters to specify which hosts and services are affected by this notification rule.

#### Host filters

☐ Host tags

☐ Host labels

☒ Host groups

Available options

0/1 Selected

RingsOfPower

Add >

Add all >>

<< Remove all

< Remove

Selected options

0/0 Selected

No elements selected

☐ Hosts



checkmk



Monitor



Customize



Setup



Help



User



Sidebar

## Add notification rule

Setup > Events > Notifications > Add notification rule

No pending changes

Notification rule

Display

Help



2

### Filter for hosts/services

Apply filters to specify which hosts and services are affected by this notification rule.

#### Host filters

☐ Host tags

☐ Host labels

☒ Host groups

Available options

0/0 Selected

No elements available

Add >

Add all >>

<< Remove all

< Remove

Selected options

0/1 Selected

RingsOfPower

☐ Hosts



checkmk



Monitor



Customize



Setup



Help



User



Sidebar

# Add notification rule

Setup > Events > Notifications > Add notification rule

No pending changes

Notification rule   Display   Help   ⌵   ✖   ⬆

## \* Host groups

### Available options

0/0 Selected

No elements available

Add >

Add all >>

<< Remove all

< Remove

### Selected options

0/1 Selected

RingsOfPower

☐ Hosts

☐ Exclude hosts

> Service filters

> Contact group filters ⓘ

> General filters

⬇ Next step: Notification method (plug-in)

⬆ Back





checkmk



Monitor



Customize



Setup



Help



User



Sidebar

## Add notification rule

Setup &gt; Events &gt; Notifications &gt; Add notification rule

No pending changes

Notification rule

Display

Help



### Filter for hosts/services

Host groups:

RingsOfPower



### Notification method (plug-in)

What should be sent out?

Notification effect

Send notification

Suppress all previous

HTML Email ▾

Select parameters

Please select an element (required) ▾

Create

☐ Bulk notification

Next step: Recipient



Back



### Recipient

Who should receive the notification?



### Sending conditions

Specify when and how notifications are sent based on frequency, timing, and content criteria.

## Step 3: Notification method (plugin)

- ✓ If the "Rings of Power" hosts and their services
- ✓ are experiencing problems, are recovering from them, or are starting/ending a host downtime,

➡ send an email notification

to the Fellowship of the Ring (and Gollum)

during office hours (9 to 5).



checkmk



Monitor



Customize



Setup



Help



User



Sidebar

## Add notification rule

Setup > Events > Notifications > Add notification rule

No pending changes

Notification rule

Display

Help



### Filter for hosts/services

Host groups:

RingsOfPower



### Notification method (plug-in)

What should be sent out?

Notification effect

Send notification

Suppress all previous

HTML Email

Select parameters

Please select an element (required)

Create

Bulk notification



### Recipient

Who should receive the notification?



### Sending conditions

Specify when and how notifications are sent based on frequency, timing, and content criteria.



checkmk



Monitor



Customize



Setup



Help



User



Sidebar

# Parameters for notification methods

Setup > Events > Notifications > Parameters for notification methods

No pending changes

Parameters

Display

Help

Find on this page ...



## Parameters for

ASCII Email .....	0	Cisco Webex Teams .....	0
Forward Notification to Event Console .....	0	HTML Email .....	4
JIRA (Commercial editions only) .....	0	Microsoft Teams .....	0
Opsgenie .....	0	PagerDuty .....	0
Push Notifications (using Pushover) .....	0	SIGNAL4 Alerting .....	0
SMS (using modem API) .....	0	SMS (using smstools) .....	0
Servicenow (Enterprise only) .....	0	Slack or Mattermost .....	0
Spectrum Server .....	0	Splunk On-Call .....	0
iLert .....	0		

# The “usual” Checkmk way



Go to  
parameter  
page

Annoying & inefficient

Select  
parameter



checkmk



Monitor



Customize



Setup



Help



User



Sidebar

## Add notification rule

Setup > Events > Notifications > Add notification rule

No pending changes

Notification rule

Display

Help



### Filter for hosts/services

Host groups:

RingsOfPower



### Notification method (plug-in)

What should be sent out?

Notification effect

Send notification

Suppress all previous

HTML Email

Select parameters

Please select an element (required)

Create

Bulk notification



### Recipient

Who should receive the notification?



### Sending conditions

Specify when and how notifications are sent based on frequency, timing, and content criteria.

## Add notification rule

Setup > Events > Notification rules

Notification rule Display

1 Filter for hosts/s  
Host groups:

2 Notification method  
What should be sent

Notification effect

3 Next step: Recipient

4 Recipient  
Who should receive the notification

5 Sending conditions  
Specify when and how to send

## New HTML Email parameter



Changes submitted through this form will be immediately applied to your configuration. However, you may still need to activate them for them to take effect.

Do not show again



Save



Cancel

### General properties

Description (required) .....

Comment .....

Documentation URL .....

### Parameter properties

HTML Email parameters ..... Settings

☐ URL prefix for links to Checkmk

☐ Enable synchronous delivery via SMTP

#### Email header

☐ Custom sender ("From")

## Add notification rule

Setup > Events > Notification rules

Notification rule Display

1 Filter for hosts/s  
Host groups:

2 Notification method  
What should be sent

Notification effect

3 Next step: Recipient

4 Recipient  
Who should receive the notification

5 Sending conditions  
Specify when and how often

## New HTML Email parameter



Changes submitted through this form will be immediately applied to your configuration. However, you may still need to activate them for them to take effect.

Do not show again



Save



Cancel

### General properties

Description (required) ..... Parameter 1

Comment .....

Documentation URL .....

### Parameter properties

HTML Email parameters ..... Settings

☐ URL prefix for links to Checkmk

☐ Enable synchronous delivery via SMTP

Email header

☐ Custom sender ("From")



## New HTML Email parameter



- ☐ Custom recipient or reply to
- ☐ Hide other recipients: Send individual notifications to each recipient **i**
- ☐ Subject line for host notifications **i**
- ☐ Subject line for service notifications **i**
- Email body/content**
  - ☐ Custom HTML section (e.g. title, description...) **i**
  - ☐ Additional details
  - ☐ Show contact groups
  - ☐ Show service labels
  - ☐ Show host labels
  - ☐ Show host tags
  - ☐ Number of graphs per notification (default: 5) **i**
- Troubleshooting/testing settings**
  - ☐ Show notification rule that triggered the notification
- Bulk notifications**
  - ☐ Notification sort order for bulk notifications **i**
  - ☐ Limit number of events with graphs per bulk notification (default: 5) **i**

## New HTML Email parameter



☐ Custom recipient or reply to

☐ Hide other recipients: Send individual notifications to each recipient

☐ Subject line for host notifications

☐ Subject line for service notifications

### Email body/content

☐ Custom HTML section (e.g. title, description...)

☐ Additional details

☒ Show contact groups

☐ Show service labels

☐ Show host labels

☐ Show host tags

☐ Number of graphs per notification (default: 5)

### Troubleshooting/testing settings

☐ Show notification rule that triggered the notification

### Bulk notifications

☐ Notification sort order for bulk notifications

☐ Limit number of events with graphs per bulk notification (default: 5)

## New HTML Email parameter

- ☐ Custom recipient or Reply to
- ☐ Hide other recipients: Send individual notifications to each recipient *i*
- ☐ Subject line for host notifications *i*
- ☐ Subject line for service notifications *i*

### Email body/content

- ☐ Custom HTML section (e.g. title, description...) *i*
- ☐ Additional details
- ☒ Show contact groups
- ☐ Show service labels
- ☒ Show host labels
- ☐ Show host tags
- ☐ Number of graphs per notification (default: 5) *i*

### Troubleshooting/testing settings

- ☐ Show notification rule that triggered the notification

### Bulk notifications

- ☐ Notification sort order for bulk notifications *i*
- ☐ Limit number of events with graphs per bulk notification (default: 5) *i*



checkmk



Monitor



Customize



Setup



Help



User



Sidebar

Add notification rule  
Setup > Events > Notifica

Notification rule Displ



Filter for hosts/s  
Host groups:



Notification method  
What should be sent

Notification effect

Next step: Recip



Recipient  
Who should receive the



Sending conditions  
Specify when and how

## New HTML Email parameter



- ☐ Custom recipient or "Reply to"
- ☐ Hide other recipients: Send individual notifications to each recipient **i**
- ☐ Subject line for host notifications **i**
- ☐ Subject line for service notifications **i**

### Email body/content

- ☐ Custom HTML section (e.g. title, description...) **i**
- ☐ Additional details
- ☒ Show contact groups
- ☐ Show service labels
- ☒ Show host labels
- ☐ Show host tags
- ☐ Number of graphs per notification (default: 5) **i**

### Troubleshooting/testing settings

- ☒ Show notification rule that triggered the notification

### Bulk notifications

- ☐ Notification sort order for bulk notifications **i**
- ☐ Limit number of events with graphs per bulk notification (default: 5) **i**

## Add notification rule

Setup > Events > Notification rules

Notification rule Display

1 Filter for hosts/s  
Host groups:

2 Notification method  
What should be sent

Notification effect

3 Next step: Recipient

4 Recipient  
Who should receive the notification

5 Sending conditions  
Specify when and how often

## New HTML Email parameter



Changes submitted through this form will be immediately applied to your configuration. However, you may still need to activate them for them to take effect.

Do not show again



Save



Cancel

### General properties

Description (required) ..... Parameter 1

Comment .....

Documentation URL .....

### Parameter properties

HTML Email parameters ..... Settings

☐ URL prefix for links to Checkmk

☐ Enable synchronous delivery via SMTP

Email header

☐ Custom sender ("From")



checkmk



Monitor



Customize



Setup



Help



User



Sidebar

# Add notification rule

Setup > Events > Notifications > Add notification rule

No pending changes

Notification rule Display Help ⌵ ✖ ⬆



## Filter for hosts/services

Host groups: RingsOfPower



## Notification method (plug-in)

What should be sent out?

Notification effect

Send notification

Suppress all previous

HTML Email ▾

Select parameters

Parameter 1 ▾

Edit

Create

☐ Bulk notification



Next step: Recipient



Back



## Recipient

Who should receive the notification?



## Sending conditions

Specify when and how notifications are sent based on frequency, timing, and content criteria.





checkmk



Monitor



Customize



Setup



Help



User



Sidebar

## Add notification rule

Setup > Events > Notifications > Add notification rule

No pending changes

Notification rule Display Help ⌵ ✖ ⬆



### Filter for hosts/services

Host groups: RingsOfPower



### Notification method (plug-in)

Notification effect: Send notification:  
HTML Email:  
Select parameters: Parameter 1

4

### Recipient

Who should receive the notification?

Select recipient (required)

✕ All contacts of the affected object ▾

+ Add recipient

☐ Restrict previous options to

⬇ Next step: Sending conditions

⬆ Back

5

### Sending conditions

Specify when and how notifications are sent based on frequency, timing, and content criteria.

6

### General properties

## Step 4: Recipient

- ✓ If the "Rings of Power" hosts and their services
  - ✓ are experiencing problems, are recovering from them, or are starting/ending a host downtime,
  - ✓ send an email notification
- ➡ to the Fellowship of the Ring (and Gollum)
- during office hours (9 to 5).





checkmk



Monitor



Customize



Setup



Help



User



Sidebar

# Add notification rule

Setup > Events > Notifications > Add notification rule

No pending changes

Notification rule   Display   Help   ⌵   ✖   ⬆



## Filter for hosts/services

Host groups:   RingsOfPower



## Notification method (plug-in)

Notification effect:   Send notification:  
HTML Email:  
Select parameters:   Parameter 1

4

## Recipient

Who should receive the notification?

Select recipient (required)

✕ All contacts of the affected object ▾

+ Add recipient

☐ Restrict previous options to

⬇ Next step: Sending conditions

⬆ Back

5

## Sending conditions

Specify when and how notifications are sent based on frequency, timing, and content criteria.

6

## General properties



checkmk



Monitor



Customize



Setup



Help



User



Sidebar

# Add notification rule

Setup > Events > Notifications > Add notification rule

No pending changes

Notification rule   Display   Help   ⌵   ✖   ⬆



## Filter for hosts/services

Host groups:   RingsOfPower



## Notification method (plug-in)

Notification effect:   Send notification:  
HTML Email:  
Select parameters:   Parameter 1



## Recipient

Who should receive the notification?

Select recipient (required)

✕

Please choose ▲

⬆

All contacts of the affected object

Res All users with an email address

⬆

Contact group

Explicit email addresses

Specific users

All users

Back



## Send

Specific   Sent based on frequency, timing, and content criteria.



## General properties



checkmk



Monitor



Customize



Setup



Help



User



Sidebar

# Add notification rule

Setup > Events > Notifications > Add notification rule

No pending changes

Notification rule   Display   Help   ⌵   ✖   ⬆



## Filter for hosts/services

Host groups:   RingsOfPower



## Notification method (plug-in)

Notification effect:   Send notification:  
HTML Email:  
Select parameters:   Parameter 1



## Recipient

Who should receive the notification?

Select recipient (required)



Contact group ▾



Add new entry



Add recipient



Restrict previous options to



Next step: Sending conditions



Back



## Sending conditions

Specify when and how notifications are sent based on frequency, timing, and content criteria.



## General properties



checkmk



Monitor



Customize



Setup



Help



User



Sidebar

## Add notification rule

Setup > Events > Notifications > Add notification rule

No pending changes

Notification rule Display Help ⌵ ✖ ⬆



### Filter for hosts/services

Host groups: RingsOfPower



### Notification method (plug-in)

Notification effect: Send notification:  
HTML Email:  
Select parameters: Parameter 1

4

### Recipient

Who should receive the notification?

Select recipient (required)

✕ Contact group ▾ ✕

Select contact group (required) ▲

+ Add recipient

Dúnedain of the North

Everything

Fellowship of the Ring

Gondor

Hobbiton

House of Durin

Mordor

5

### Sending conditions

Specify when and how notification should be sent, including timing, and content criteria.



checkmk



Monitor



Customize



Setup



Help



User



Sidebar

## Add notification rule

Setup > Events > Notifications > Add notification rule

No pending changes

Notification rule

Display

Help



### Filter for hosts/services

Host groups:

RingsOfPower



### Notification method (plug-in)

Notification effect:

Send notification:

HTML Email:

Select parameters:

Parameter 1

4

### Recipient

Who should receive the notification?

Select recipient (required)



Contact group



Fellowship of the Ring



Add new entry



Add recipient



Restrict previous options to



Next step: Sending conditions



Back

5

### Sending conditions

Specify when and how notifications are sent based on frequency, timing, and content criteria.



checkmk



Monitor



Customize



Setup



Help



User



Sidebar

## Add notification rule

Setup > Events > Notifications > Add notification rule

No pending changes

Notification rule

Display

Help



### Filter for hosts/services

Host groups:

RingsOfPower



### Notification method (plug-in)

Notification effect:

Send notification:

HTML Email:

Select parameters:

Parameter 1

4

### Recipient

Who should receive the notification?

Select recipient (required)



Contact group



Fellowship of the Ring



Add new entry



Please choose



All contacts of the affected object

All users with an email address

Explicit email addresses

Specific users

All users



Next

Back

5

### Send

Specify when and how notifications are sent based on frequency, timing, and content criteria



checkmk



Monitor



Customize



Setup



Help



User



Sidebar

## Add notification rule

Setup &gt; Events &gt; Notifications &gt; Add notification rule

No pending changes

**Notification rule** Display Help   

### Filter for hosts/services

Host groups: RingsOfPower



### Notification method (plug-in)



Notification effect: Send notification:  
HTML Email:  
Select parameters: Parameter 1

4

### Recipient

Who should receive the notification?

Select recipient (required)

 Contact group   Fellowship of the Ring  Add new entry Specific users   Add new entry Add recipient☐ Restrict previous options to Next step: Sending conditions Back

5

### Sending conditions

Specify when and how notifications are sent based on frequency, timing, and content criteria





checkmk



Monitor



Customize



Setup



Help



User



Sidebar

# Add notification rule

Setup > Events > Notifications > Add notification rule

No pending changes

Notification rule   Display   Help   ⌵   ✖   ⬆



## Filter for hosts/services

Host groups:   RingsOfPower



## Notification method (plug-in)

Notification effect:   Send notification:  
HTML Email:  
Select parameters:   Parameter 1



## Recipient

Who should receive the notification?

Select recipient (required)

✕ Contact group   ✕ Fellowship of the Ring

+ Add new entry

✕ Specific users   ✕ Select user (required)

+ Add recipient

☐ Restrict previous options to

⬇ Next step: Sending condi

- Arwen - Arwen Undómiel
- Boromir - Boromir
- FrodoBaggins - Frodo Baggins
- Gandalf - Gandalf the White
- Gimli - Gimli, son of Glóin





checkmk



Monitor



Customize



Setup



Help



User



Sidebar

# Add notification rule

Setup > Events > Notifications > Add notification rule

No pending changes

Notification rule Display Help ⌵ ✖ ⬆



## Filter for hosts/services

Host groups: RingsOfPower



## Notification method (plug-in)

Notification effect: Send notification:  
HTML Email:  
Select parameters: Parameter 1



## Recipient

Who should receive the notification?

Select recipient (required)

✕ Contact group ✕ Fellowship of the Ring

+ Add new entry

✕ Specific users ✕ Select user (required)

- go
- Gollum - Sméagol
- Legolas - Legolas
- Strider - King Elessar Telcontar (Aragorn II)

+ Add recipient

☐ Restrict previous options to

⬇ Next step: Sending conditions

⬆ Back



checkmk



Monitor



Customize



Setup



Help



User



Sidebar

# Add notification rule

Setup > Events > Notifications > Add notification rule

No pending changes

Notification rule   Display   Help   ⌵   ✖   ⬆



## Filter for hosts/services

Host groups:   RingsOfPower



## Notification method (plug-in)

Notification effect:   Send notification:  
HTML Email:  
Select parameters:   Parameter 1

4

## Recipient

Who should receive the notification?

Select recipient (required)

✕ Contact group   ✕ Fellowship of the Ring

+ Add new entry

✕ Specific users   ✕ Gollum - Sméagol

+ Add new entry

+ Add recipient

☐ Restrict previous options to



Next step: Sending conditions



Back



checkmk



Monitor



Customize



Setup



Help



User



Sidebar

## Add notification rule

Setup &gt; Events &gt; Notifications &gt; Add notification rule

No pending changes

**Notification rule** **Display** **Help** 

### Recipient

Select recipient:

Contact group: Fellowship of the Ring

Specific users: Gollum - Sméagol



### Sending conditions

Specify when and how notifications are sent based on frequency, timing, and content criteria.

Notification frequency and timing

- ☐ Restrict notifications to a time period
- ☐ Limit notifications by count to
- ☐ Throttling of 'Periodic notifications'

Content-based filtering

- ☐ By plugin output
- ☐ 'Custom notifications' by comment

**Next step: General properties** **Back**

### General properties

Make your rule more recognizable with a meaningful description and other metadata. Note: Notification rules take effect immediately without "Activate changes".

## Step 5: Sending conditions

- ✓ If the "Rings of Power" hosts and their services
  - ✓ are experiencing problems, are recovering from them, or are starting/ending a host downtime,
  - ✓ send an email notification
  - ✓ to the Fellowship of the Ring (and Gollum)
- ➡ during office hours (9 to 5).



checkmk



Monitor



Customize



Setup



Help



User



Sidebar

## Add notification rule

Setup &gt; Events &gt; Notifications &gt; Add notification rule

No pending changes

**Notification rule** **Display** **Help** 

### Recipient

Select recipient:

Contact group: Fellowship of the Ring

Specific users: Gollum - Sméagol



### Sending conditions

Specify when and how notifications are sent based on frequency, timing, and content criteria.

#### Notification frequency and timing

☐ Restrict notifications to a time period☐ Limit notifications by count to☐ Throttling of 'Periodic notifications' 

#### Content-based filtering

☐ By plugin output ☐ 'Custom notifications' by comment **Next step: General properties** **Back**

### General properties

Make your rule more recognizable with a meaningful description and other metadata. Note: Notification rules take effect immediately without "Activate changes".



checkmk



Monitor



Customize



Setup



Help



User



Sidebar

## Add notification rule

Setup &gt; Events &gt; Notifications &gt; Add notification rule

No pending changes

**Notification rule** Display Help   

### Recipient

Select recipient:

Contact group: Fellowship of the Ring

Specific users: Gollum - Sméagol



### Sending conditions

Specify when and how notifications are sent based on frequency, timing, and content criteria.


Notification frequency and timing

☒ Restrict notifications to a time period



Select time period (required) ▲

24X7 - Always

9to5 - 9to5

☐ 'Throttling of Periodic notifications' 

Content-based filtering

☐ By plugin output ☐ 'Custom notifications' by comment  **Next step: General properties** **Back**

### General properties

Make your rule more recognizable with a meaningful description and other metadata. Note: Notification rules take effect immediately without "Activate changes"



checkmk



Monitor



Customize



Setup



Help



User



Sidebar

# Add notification rule

Setup > Events > Notifications > Add notification rule

No pending changes

Notification rule   Display   Help   ⌵   ✖   ⬆



## Recipient

Select recipient:      Contact group: Fellowship of the Ring  
Specific users: Gollum - Sméagol



## Sending conditions

Specify when and how notifications are sent based on frequency, timing, and content criteria.

### Notification frequency and timing

☒ Restrict notifications to a time period

9to5 - 9to5 ▾

☐ Limit notifications by count to

☐ Throttling of 'Periodic notifications' ⓘ

### Content-based filtering

☐ By plugin output ⓘ

☐ 'Custom notifications' by comment ⓘ

⬇ Next step: General properties

⬆ Back



## General properties

Make your rule more recognizable with a meaningful description and other metadata. Note: Notification rules take effect immediately without "Activate changes"



# Add notification rule

Setup > Events > Notifications > Add notification rule

No pending changes

Notification rule   Display   Help     

Select recipient:      Contact group: Fellowship of the Ring  
   Specific users: Gollum - Sméagol



## Sending conditions

Notification frequency and timing: Restrict notifications to a time period: 9to5 - 9to5  
Content-based filtering:                      (no parameters)



## General properties

Make your rule more recognizable with a meaningful description and other metadata. Note: Notification rules take effect immediately without "Activate changes".

Description

Settings

☐ Disable rule

☐ Allow users to deactivate this notification

Comment

Documentation URL





checkmk



Monitor



Customize



Setup



Help



User



Sidebar

## Add notification rule

Setup > Events > Notifications > Add notification rule

No pending changes

Notification rule

Display

Help



Select recipient:

Contact group: Fellowship of the Ring

Specific users: Gollum - Sméagol

### Sending conditions

Notification frequency and timing: Restrict notifications to a time period: 9to5 - 9to5

Content-based filtering: (no parameters)

6

### General properties

Make your rule more recognizable with a meaningful description and other metadata. Note: Notification rules take effect immediately without "Activate changes".

Description

Ring updates

Settings

☐ Disable rule

☐ Allow users to deactivate this notification

Comment



Documentation URL



Next step: Review all settings



Back



checkmk



Monitor



Customize



Setup



Help



User



Sidebar

# Add notification rule

Setup > Events > Notifications > Add notification rule

No pending changes

Notification rule   Display   Help   ⌵   ✖   ⬆



## Filter for hosts/services

Host groups:   RingsOfPower



## Notification method (plug-in)

Notification effect:   Send notification:  
HTML Email:  
Select parameters:   Parameter 1



## Recipient

Select recipient:   Contact group: Fellowship of the Ring  
Specific users: Gollum - Sméagol



## Sending conditions

Notification frequency and timing: Restrict notifications to a time period: 9to5 - 9to5  
Content-based filtering:   (no parameters)



## General properties

Description:   Ring updates  
Settings:   (no parameters)  
Comment:  
Documentation URL:

✔ Apply & test notification rule

🔄 Apply & create another rule

⬆ Back

# Review



- ✓ If the "Rings of Power" hosts and their services
- ✓ are experiencing problems, are recovering from them, or are starting/ending a host downtime,
- ✓ send an email notification
- ✓ to the Fellowship of the Ring (and Gollum)
- ✓ during office hours (9 to 5).



checkmk



Monitor



Customize



Setup



Help



User



Sidebar

# Add notification rule

Setup > Events > Notifications > Add notification rule

No pending changes

Notification rule   Display   Help   ⌵   ✖   ⬆



## Filter for hosts/services

Host groups:      RingsOfPower



## Notification method (plug-in)

Notification effect:      Send notification:  
HTML Email:  
Select parameters:      Parameter 1



## Recipient

Select recipient:      Contact group: Fellowship of the Ring  
Specific users: Gollum - Sméagol



## Sending conditions

Notification frequency and timing: Restrict notifications to a time period: 9to5 - 9to5  
Content-based filtering:      (no parameters)



## General properties

Description:      Ring updates  
Settings:      (no parameters)  
Comment:  
Documentation URL:

✔ Apply & test notification rule

⚙️ Apply & create another rule

⬆ Back



# Test notifications

Setup > Events > Notifications > Events > Test notifications

3 changes



Test notifications   Related   Display   Help   Find on this page ...

New notification rule successfully created!

Test notifications on 

Host   Service

Host (required)

(Select hostname)

Simulate 

Status change

From 

UP

 to 

DOWN

Plug-in output 

This is a notification test

☐ Send out notification for specific method

> Advanced condition simulation

**Test notifications**   **Reset**

## Global notification rules

#	Actions	Method	Effect	Bulk	Description	Contacts	Conditions
0		HTML Email			HTML email to all contacts about service/host status changes	• all contacts of the notified object	> 2 conditions
1		HTML Email			Ring updates	• users: Gollum • contact groups:	> ...



## Test notifications

## Related

## Display

## Help



✓ New notification rule successfully created!

## Test notifications on

Host

## Service

Host (required)

(Select hostname)

## Simulate

Status change ▼

From **UP**

to DOWN

## Plug-in output

- ✖ Send out notification for specific method

## Notification method and parameter

HTML Email ▼






Default ▼

### > Advanced condition simulation

## Test notifications

## Reset

## Global notification rules

#	Actions	Method	Effect	Bulk	Description	Contacts	Conditions
0	   	HTML Email			HTML email to all contacts about service/host status changes	<ul style="list-style-type: none"><li>all contacts of the notified object</li></ul>	> <b>2 conditions</b>

Help



## Sidebar

# The new E-Mail notifications

Host	Service	Event	Event date
heute	Check_MK	<span>OK</span> → <span>CRIT</span>	Sat Oct 05 14:10:57 CEST 2024

**Event:** OK → CRIT

**Service:** Check\_MK

**Host:** heute

[View issue](#)

## Event overview

**Event date:** Sat Oct 05 14:10:57 CEST 2024

**Address:** 127.0.0.1

**Site:** heute

**Summary:** [agent] Agent controller not registered CRIT, [piggyback] Success (but



Modern look & feel



Most important  
information at a glance



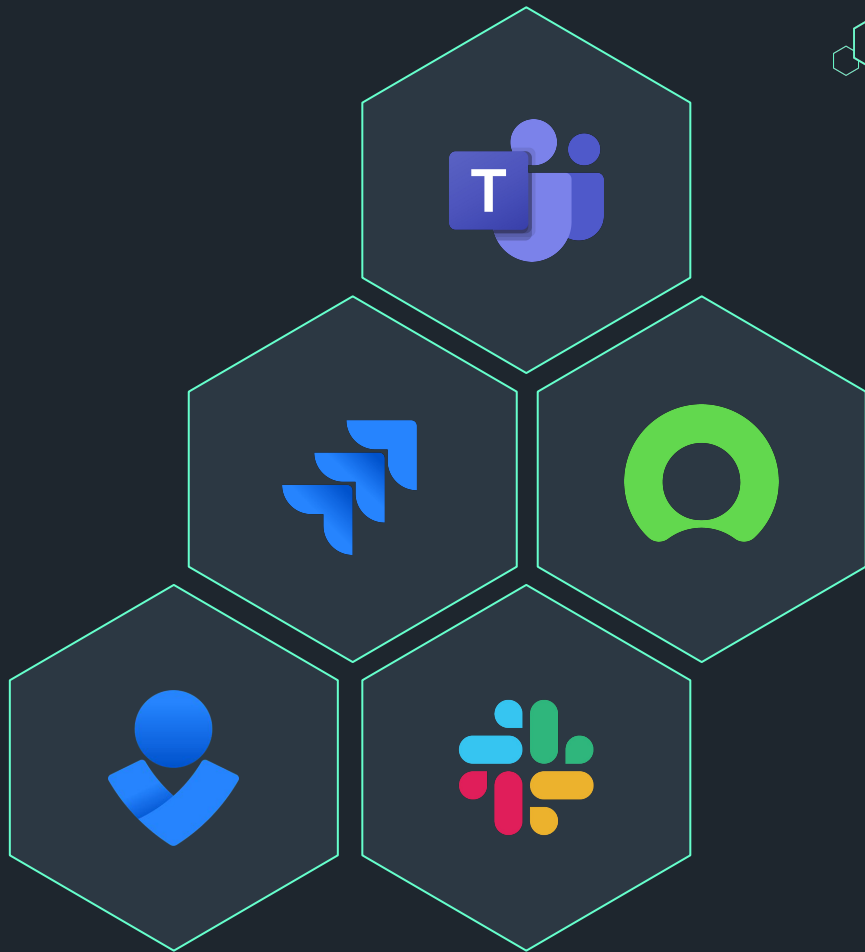
Color indicates type  
of alert



Shortcut to investigate  
the issue



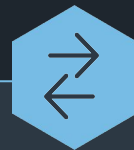
# Updates for Notification Methods



# Updates for Notification Methods



**Authentication**



**Two-way  
communication**

# Your migration to-dos when updating to 2.4

TO-DO List

~~NOTHING~~

A cartoon illustration on a textured, light green background. A hand with a red skin tone holds a yellow pencil with a pink eraser and is in the process of crossing out the word 'NOTHING' written in black capital letters. The word is underlined. Above it, the words 'TO-DO List' are written in black capital letters and underlined. Another hand, also with red skin, is visible at the bottom left, holding the bottom corner of a white, rectangular piece of paper that serves as the list. The paper has a slightly wavy, torn edge.



# Notifications: A project

# Notifications: A community- driven project



# One *year* ago...

# Community-driven development



User interviews

1st survey



# Designing first concepts

# Checkmk Conference #10



You will love

## Checkmk notifications in 2.4



**Tanja Hohenstatt**  
UX Designer  
Checkmk GmbH



Are we moving in the right direction with our concepts for the notifications?

Share

Rating Poll

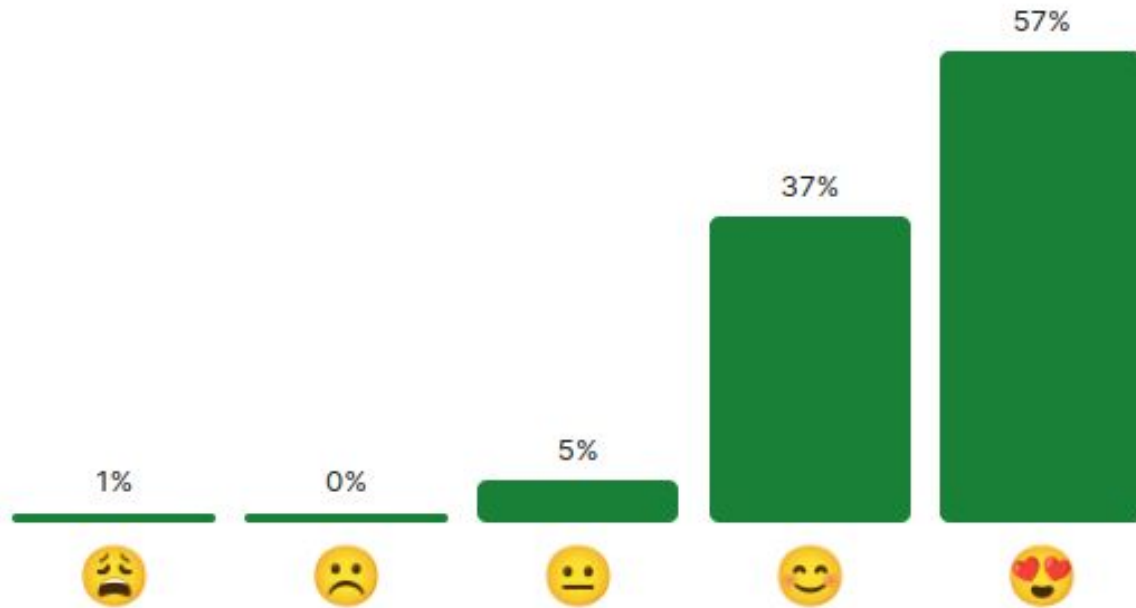


115 votes



115 participants

Score: 4.5



Will you really  
**love** notifications  
in 2.4?

# Community-driven development



# System Usability Score (SUS)



Standardized usability score

Quick & reliable with only 10 question

Produces a score from 0-100

SUS Score	Grade	Adjective Rating
> 80.3	A	Excellent
68 – 80.3	B	Good
68	C	Okay
51 – 68	D	Poor
< 51	F	Awful

# Usability improvement of Checkmk's Notification Setup





# Development start



# Community-driven development



2nd survey

2 internal  
bug bashes

Internal &  
public beta

Public  
bug bash



# 2.4 Release

Working closely  
with **you**, our  
community

# You will love Checkmk notifications in 2.4

# Our Gold standard for developing features

A product that  
fits **your needs**

# A product that you will love

# We need your feedback & insights!

Up-to-date announcements about research directly in your inbox

To subscribe: **Scan the QR-Code** or visit **[lists.checkmk.com](https://lists.checkmk.com)** and look for "Checkmk user experience research".



<https://lists.checkmk.com/mailman3/postorius/lists/ux-research.lists.checkmk.com/>



